

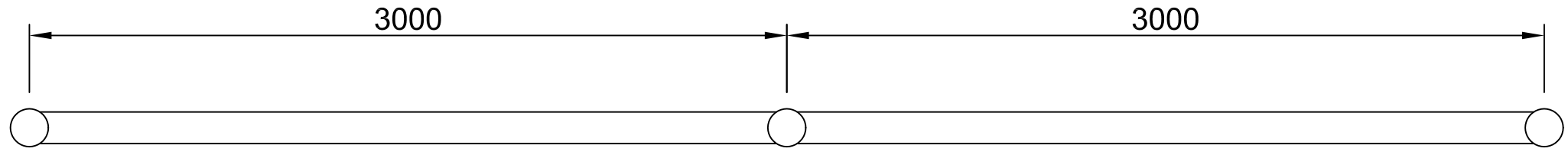
- Notes:
1. All posts 150mm Diam Slash Pine H4 ACQ / CCA Perfect Rounds.
 2. All rails 125mm Diam Slash Pine H4 ACQ / CCA Perfect Rounds.
 3. Typical Footings to be 300mm Diam x 790mm Deep filled with 20MPa Concrete.
 4. 50mm Soil Layer to Top of Footing.
 5. All posts and rails to receive 2 coats Intergrain Dimension 4 / Natural Stain as per manufacturers recommended installation instructions.
 6. All connectors to be N16 Galvanised deformed bar with 200mm embedment connected using Join - T - Lock standard procedures.
 7. Client to remove or provide convenient site consolidation area for any construction generated overburden.
 8. This design remains the property of Join-T-Lock. ABN No. 24 963 930 017.

DRAFT - TO BE APPROVED BY CLIENT PRIOR TO FURTHER INVESTIGATIONS/ COMMENCEMENT.

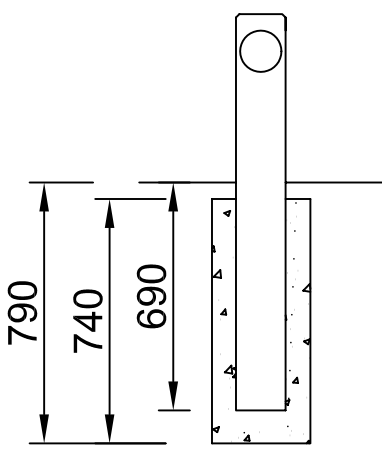
CLIENT SIGNATURE

Individual Site Assessment Required for Each Site to Determine Footing Detail

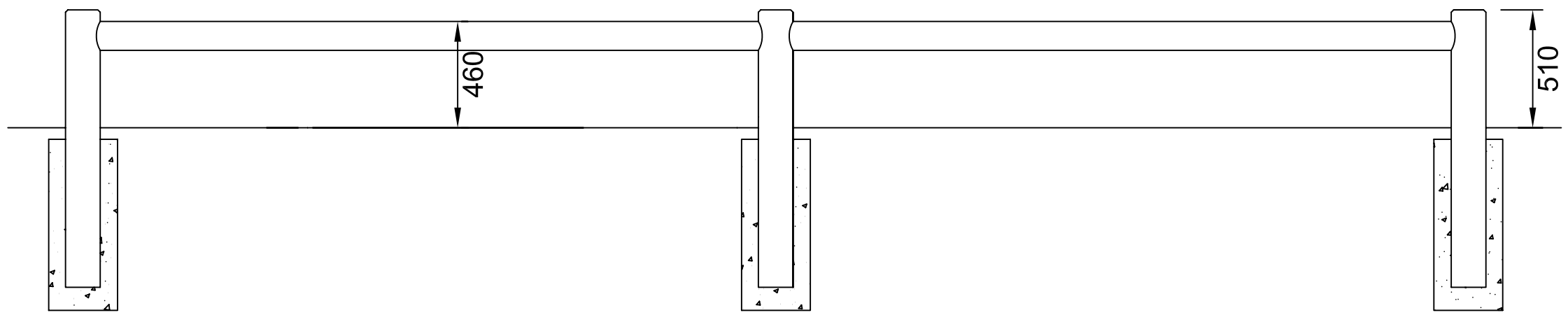
	1 RAIL FENCE	1 RAIL FENCE	1 RAIL FENCE
POST Ø	150mm	150mm	150,175mm
RAIL Ø	125mm	125mm	125,150mm
RAIL LENGTH	2.4, 3.0m	2.4, 3.0m	2.4, 3.0m



PLAN



SECTION



ELEVATION

REV	DRN	DATE	DESCRIPTION	CHK	APP
A	LT	28.01.04	SPECIFICATION		

CLIENT
JOIN - T - LOCK
 LOT 5 EDNEY LANE
 CONISTON NSW 2500
 Ph:4256 4767 Fax:4256 4558

PRINCIPAL CONSULTANTS
SPMA P/L
 SUITE 2, 11 FOREST ROAD
 HURSTVILLE NSW 2220
 Ph: 9588 9222 Fax: 9588 9322



DRAWING NAME
1, 2, 3 RAIL FENCE

This fence is an ideal means of defining open space areas.

CONTRACT No.
04-116

DRAWING No.
04-116-SD06

SHEET NO. **A**